

# LOADER CRANE PK 78002 SH



THE NEW PALCOM P7

P-FOLD



# LOADER CRANE PK 78002 SH

HOME

OVERVIEW

SPECIAL FEATURES

VIDEO

ABOUT US

## EVERYTHING UNDER CONTROL. THE NEW PALCOM P7

When PALFINGER combines its customers' demands and all of the company's expertise into a single product, the outcome can only be revolutionary: the new PALCOM P7, PALFINGER's first in-house development in the field of loader crane remote controls. Ergonomically designed and packed to the hilt with innovative control functions and safety features, this remote control system enables effortless, safe and easy operation.

**PALFINGER.COM**



THE NEW PALCOM P7

P-FOLD



# LOADER CRANE PK 78002 SH

HOME

OVERVIEW

SPECIAL FEATURES

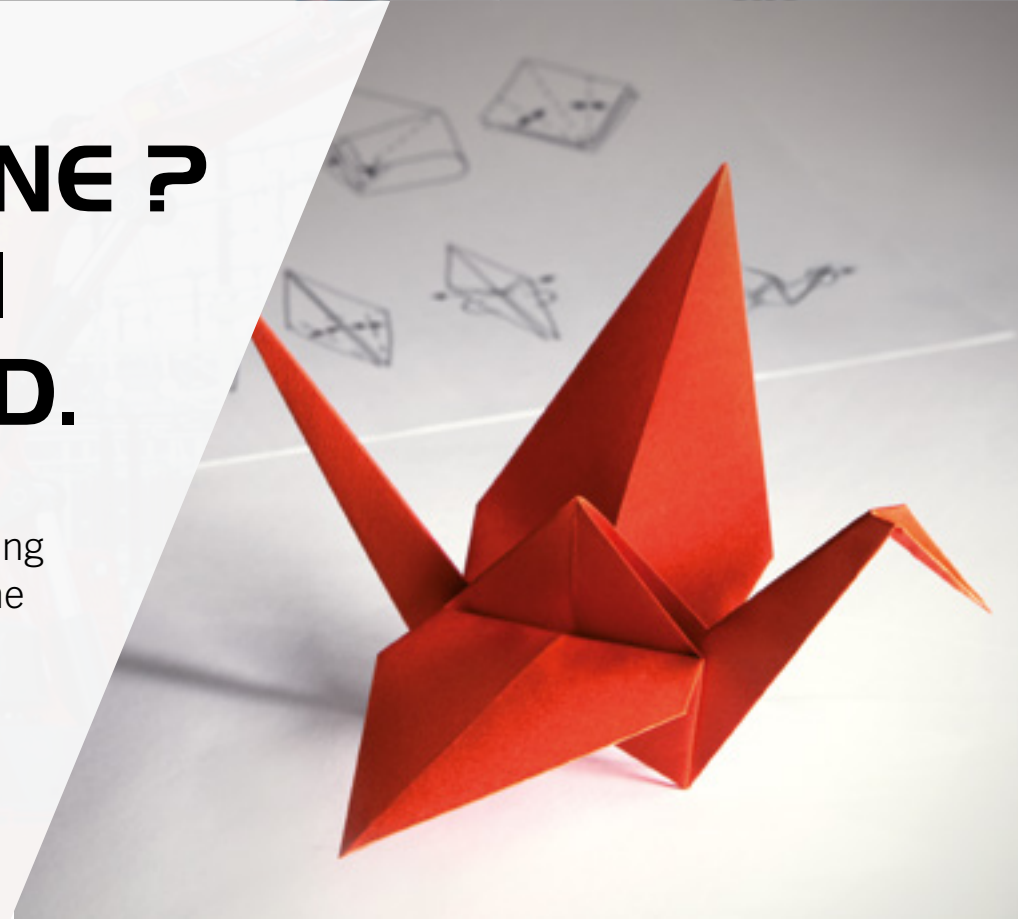
VIDEO

ABOUT US

## HOW TO FOLD A CRANE ? EITHER THE ORIGAMI WAY OR WITH P-FOLD.

**Perfectly folded by fingertip control**  
The new assistance system P-Fold makes folding and unfolding an easy job for the crane operator. All movements of the crane are activated by only one control lever. This significantly increases operator comfort and prevents costly damage.

**PALFINGER.COM**



THE NEW PALCOM P7


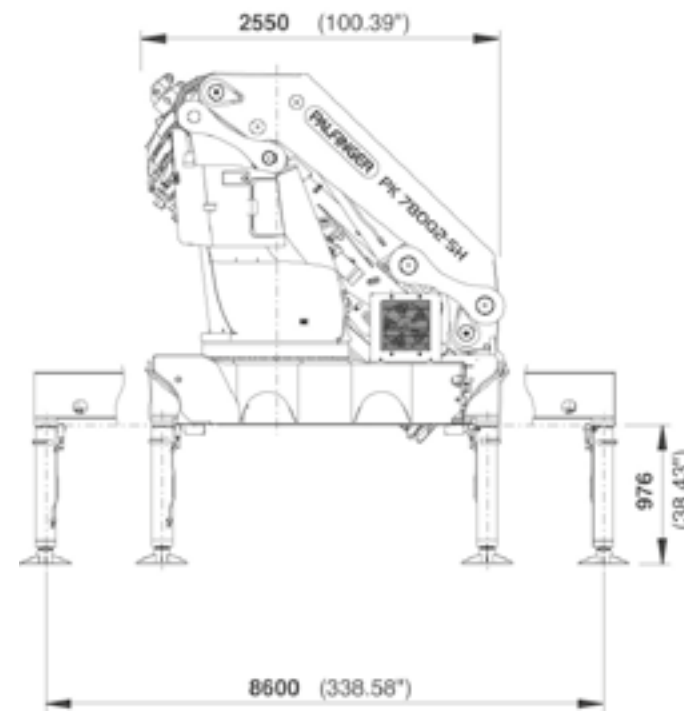
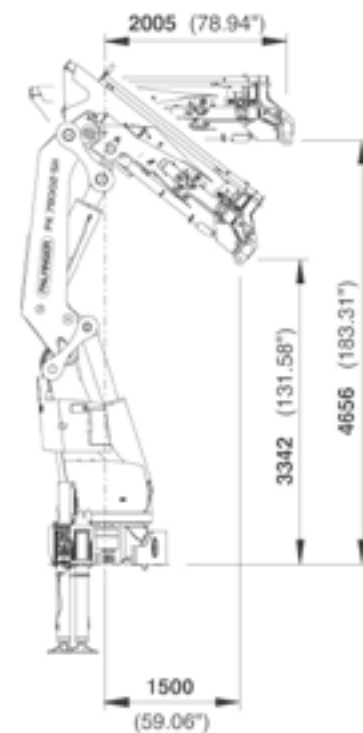
P-FOLD

# LOADER CRANE PK 78002 SH



## THE DPS PLUS FOR HIGH OUTREACH AS WELL AS FOR HEAVY DUTY OPERATION

- Maximum reliability due to PAL 150
- More efficiency with fly jib due to DPS Plus
- Increased operating times due to low-maintenance extension system
- Practical and attractive due to Functional Design
- Continuous slewing for increased efficiency and speed





# LOADER CRANE PK 78002 SH

## TECHNICAL SPECIFICATIONS

### TECHNICAL SPECIFICATIONS (EN 12999 HC1 HD5/B3)

Max. lifting moment	74.7 mt/732.6 kNm	540290 ft.lbs
Max. lifting capacity	25000 kg/245.3 kN	55120 lbs
Max. hydraulic outreach	20.4 m	66' 11"
Max. manual outreach	25.1 m	82' 4"
Max. outreach (with fly-jib)	32.6 m	106' 11"
Slewing angle	continuously variable	
Slewing torque with 1 gear	4.5 mt/44.1 kNm	32560 ft.lbs
Slewing torque with 2 gears	7.0 mt/68.7 kNm	50640 ft.lbs
Stabiliser spread	8.6 m	28' 3"
Fitting space required (std.)	min. 1.56 m/5' 1"	max. 1.71 m/5' 7"
Width folded	2.55 m	8' 4"
Max. operating pressure	365 bar	5293 psi
Recommended pump capacity	from 100 l/min	26.4 US gal./min
	to 120 l/min	31.7 US gal./min
Dead weight (std.)	5908 kg	13020 lbs

# LOADER CRANE PK 78002 SH

HOME

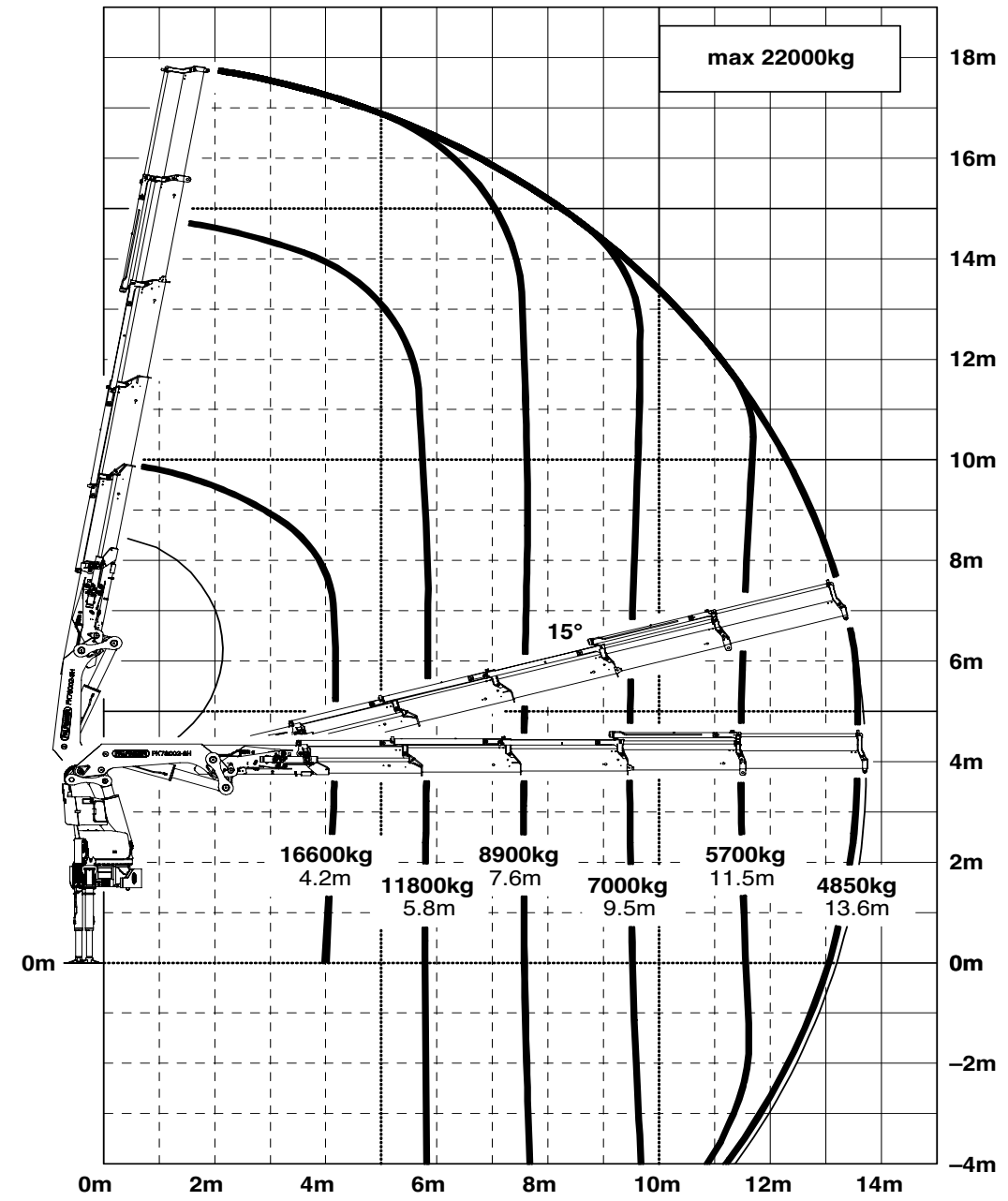
OVERVIEW

SPECIAL FEATURES

VIDEO

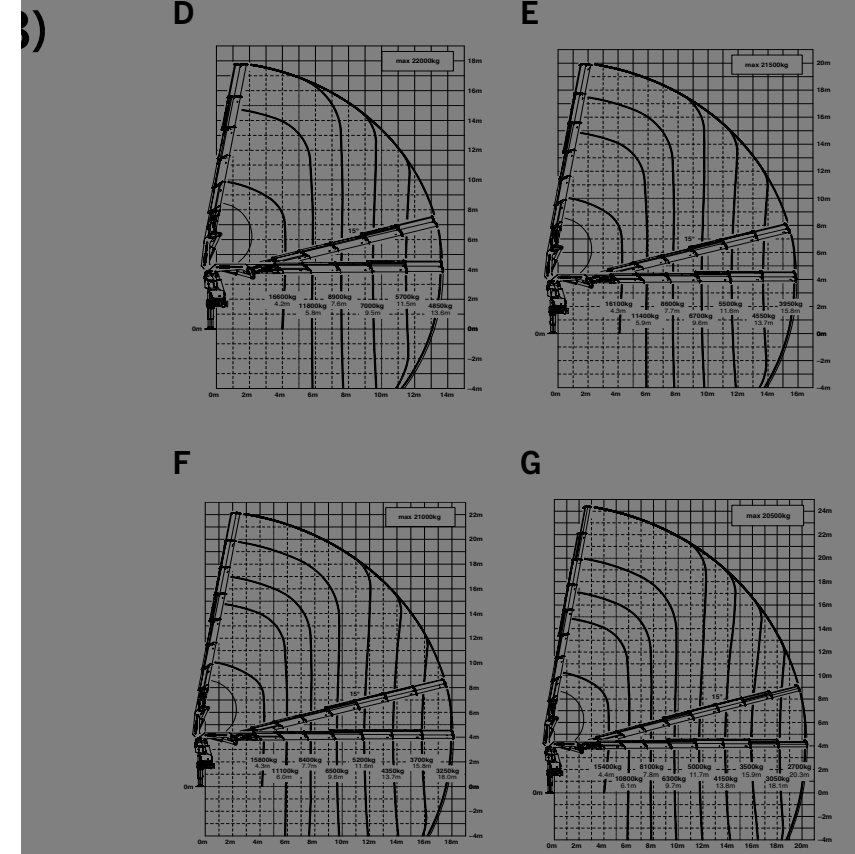
ABOUT US

**D**

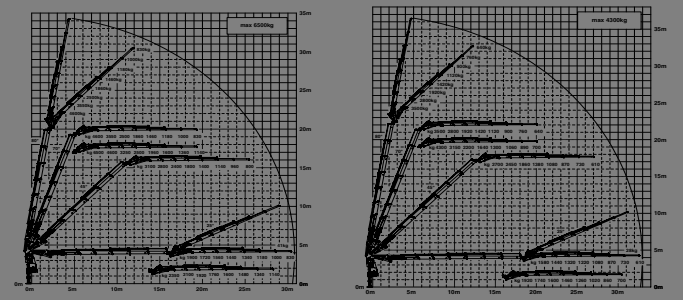


max.		22000 kg	48500 lbs
4.2 m	13' 9"	16600 kg	36600 lbs
5.8 m	19' 0"	11800 kg	26000 lbs
7.6 m	24' 11"	8900 kg	19600 lbs
9.5 m	31' 2"	7000 kg	15500 lbs
11.5 m	37' 9"	5700 kg	12600 lbs
13.6 m	44' 7"	4850 kg	10600 lbs

POSSIBLE USES



E PJ170E JV1 DPS PLUS    F PJ125E JV1 DPS PLUS



# LOADER CRANE PK 78002 SH

HOME

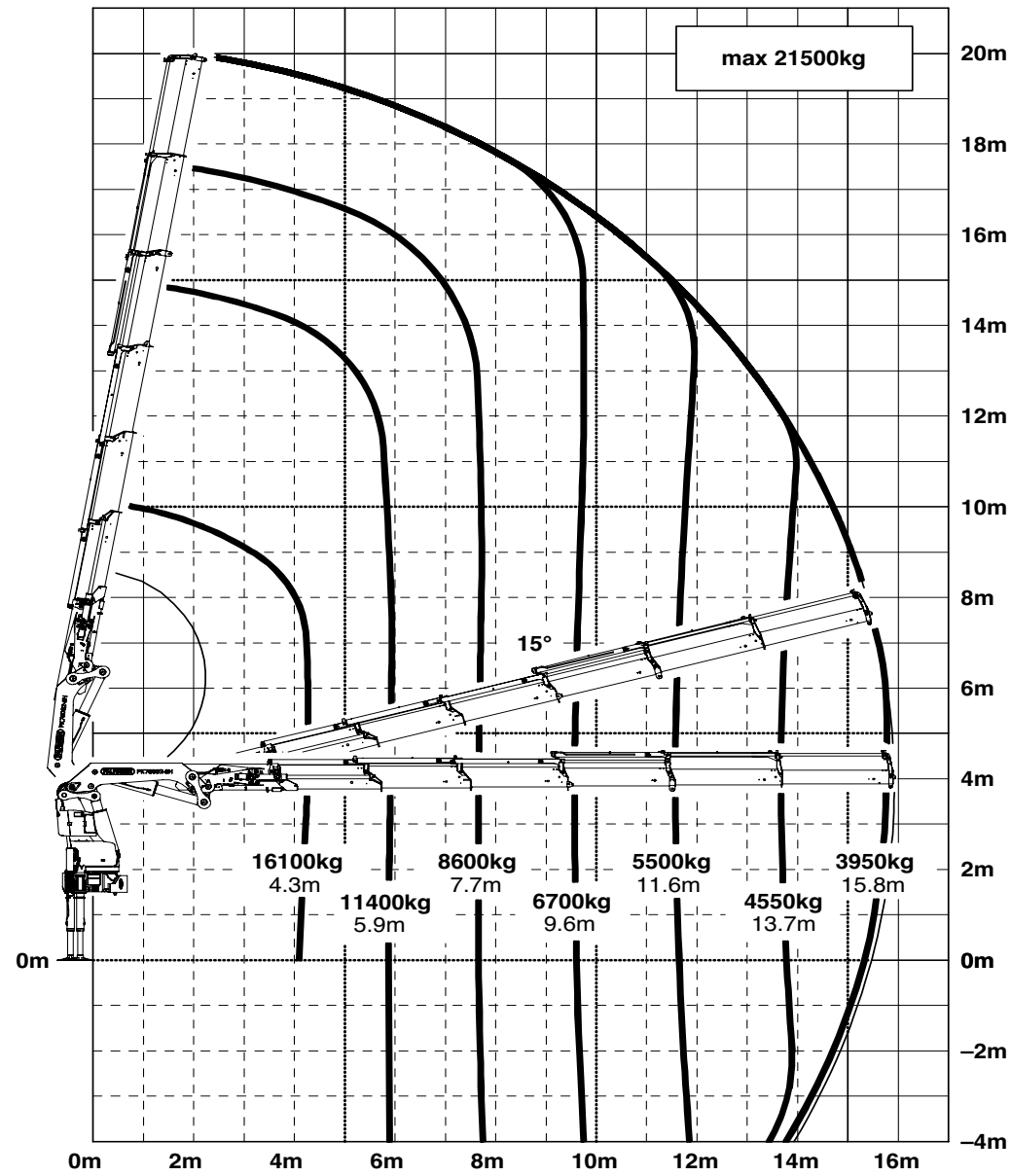
OVERVIEW

SPECIAL FEATURES

VIDEO

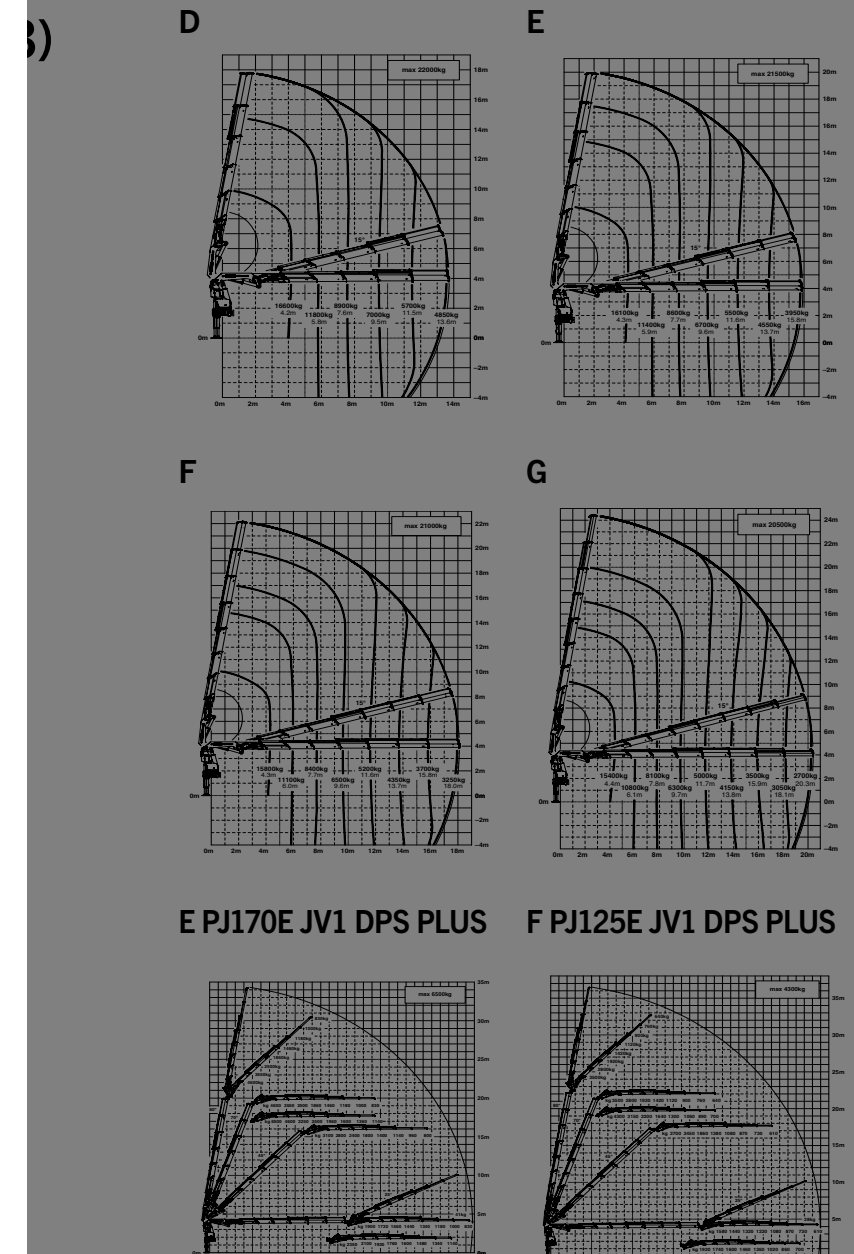
ABOUT US

**E**



max.		21500 kg	47400 lbs
4.2 m	14' 1"	16100 kg	35500 lbs
5.9 m	19' 4"	11400 kg	25100 lbs
7.6 m	25' 3"	8600 kg	18900 lbs
9.5 m	31' 6"	6700 kg	14800 lbs
11.5 m	38' 1"	5500 kg	12000 lbs
13.6 m	44' 11"	4550 kg	10000 lbs
15.7 m	51' 10"	3950 kg	8700 lbs

POSSIBLE USES



# LOADER CRANE PK 78002 SH

HOME

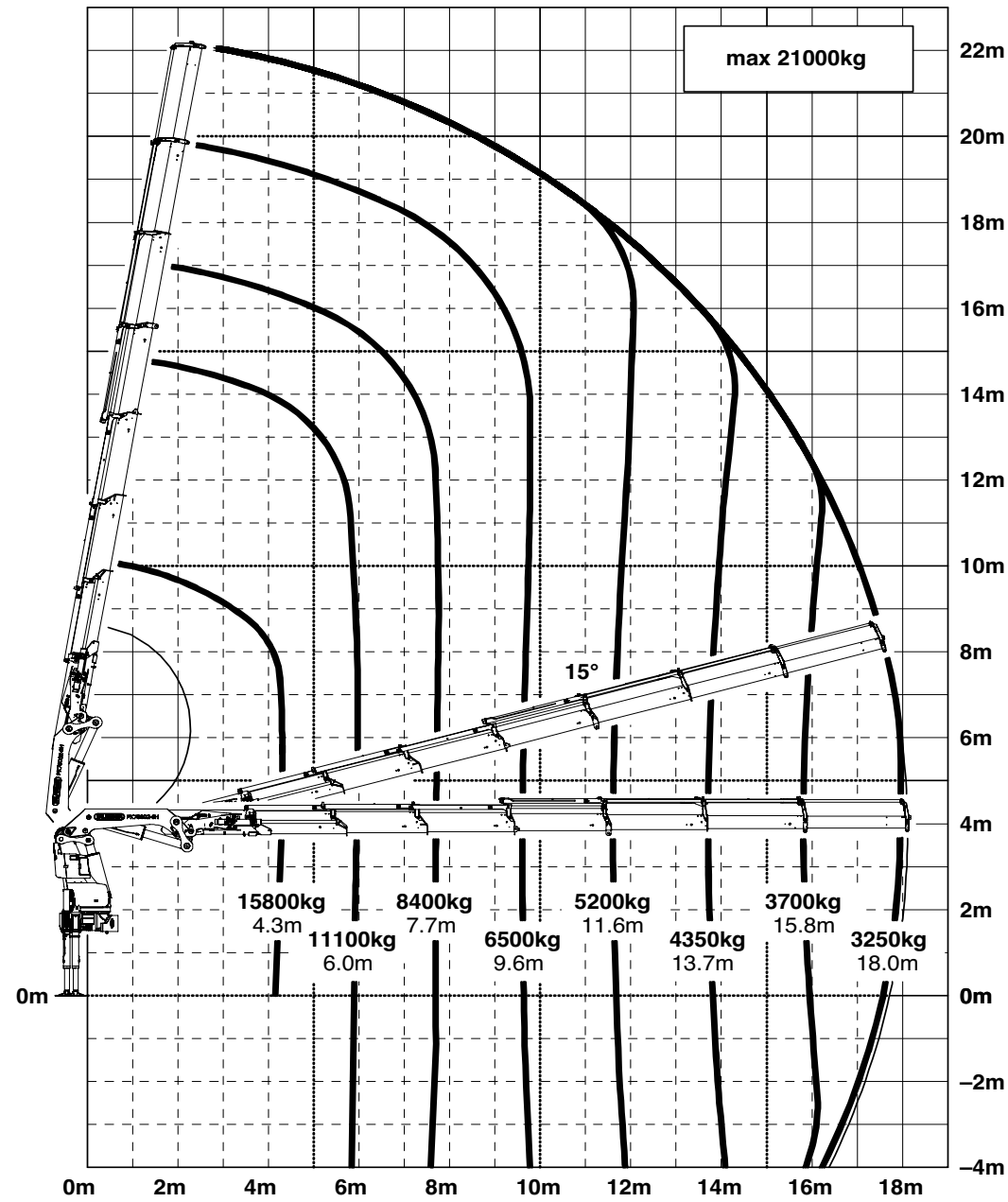
OVERVIEW

SPECIAL FEATURES

VIDEO

ABOUT US

**F**

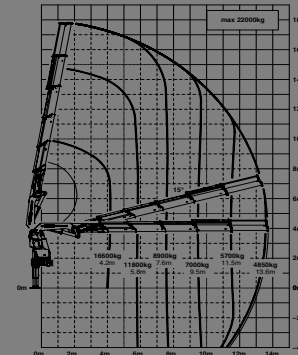


max.		21000 kg	46300 lbs
4.3 m	14' 1"	15800 kg	34800 lbs
6.0 m	19' 8"	11100 kg	24600 lbs
7.7 m	25' 3"	8400 kg	18400 lbs
9.6 m	31' 6"	6500 kg	14300 lbs
11.6 m	38' 1"	5200 kg	11500 lbs
13.7 m	44' 11"	4350 kg	9600 lbs
15.8 m	51' 10"	3700 kg	8200 lbs
18.0 m	59' 1"	3250 kg	7200 lbs

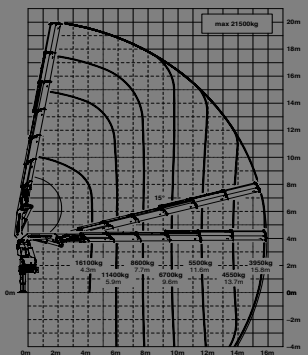
POSSIBLE USES

b)

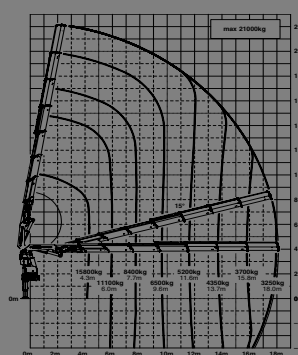
D



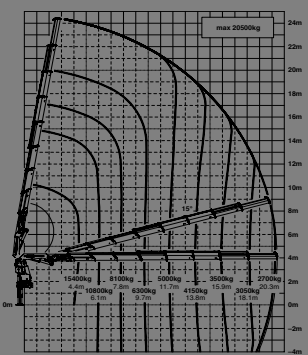
E



F

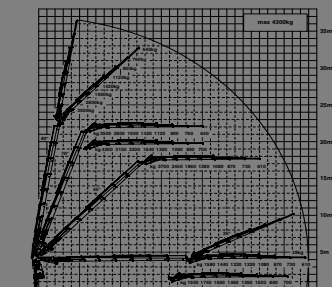
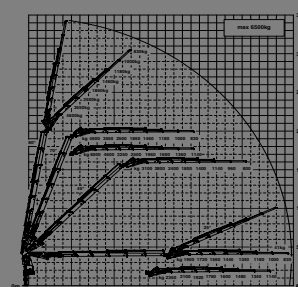


G



E PJ170E JV1 DPS PLUS

F PJ125E JV1 DPS PLUS





# LOADER CRANE PK 78002 SH

HOME

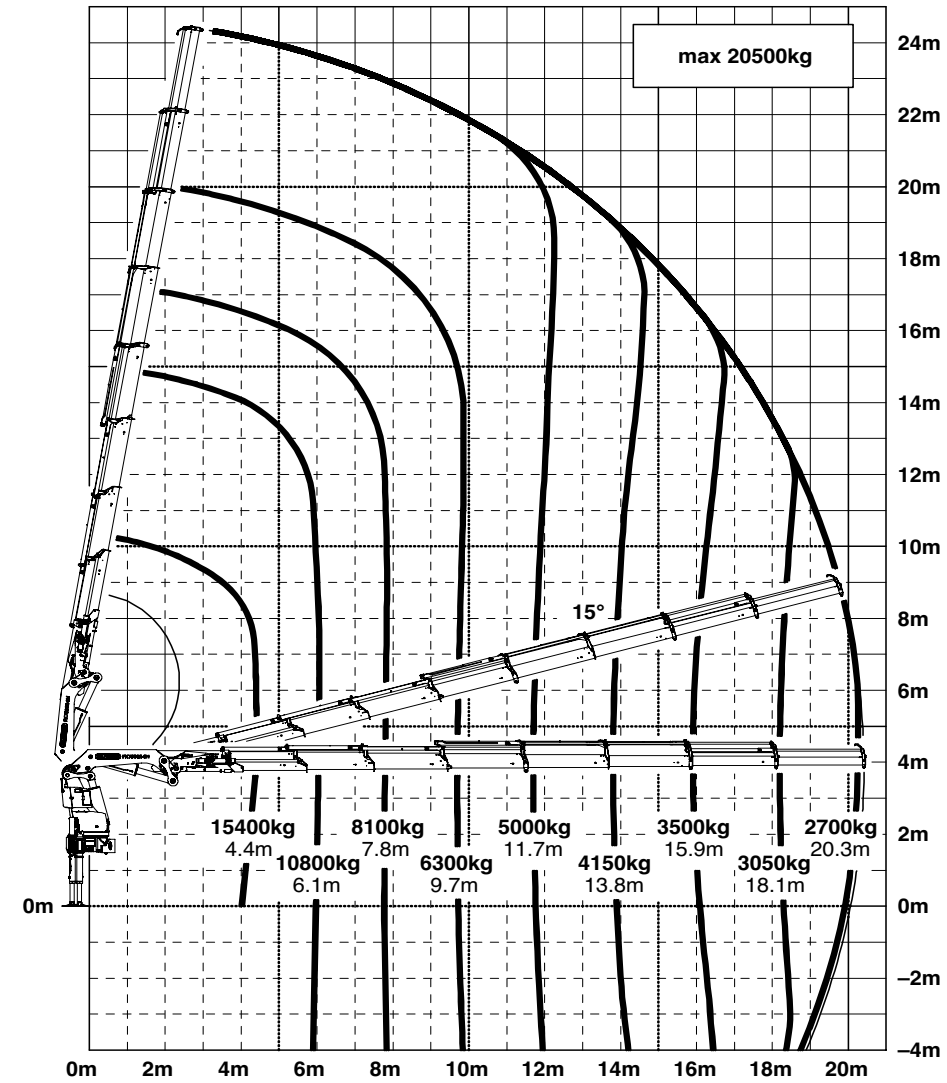
OVERVIEW

SPECIAL FEATURES

VIDEO

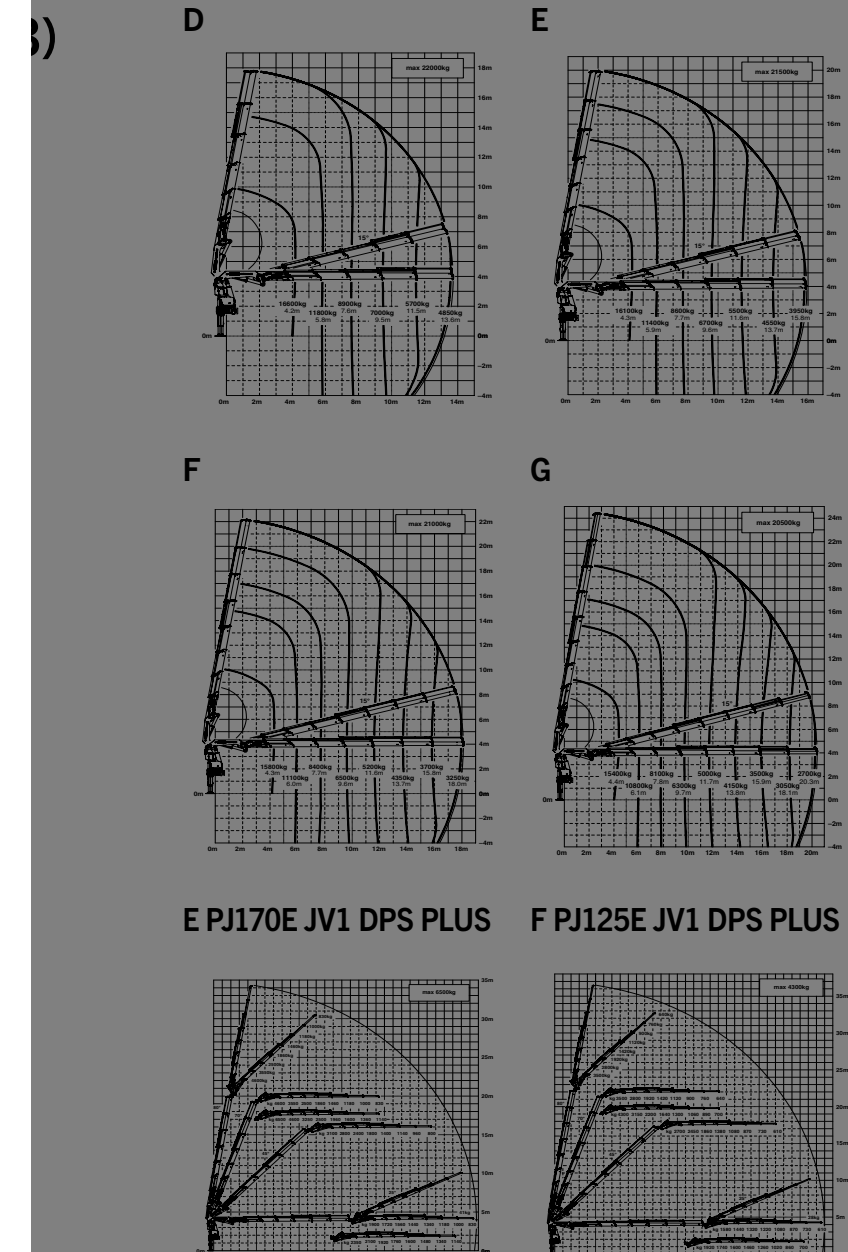
ABOUT US

**G**



max.		20500 kg	45200 lbs
4.4 m	14' 5"	15400 kg	33800 lbs
6.1 m	20' 0"	10800 kg	23900 lbs
7.8 m	25' 7"	8100 kg	17800 lbs
9.7 m	31' 10"	6300 kg	13800 lbs
11.7 m	38' 5"	5000 kg	11000 lbs
13.8 m	45' 3"	4150 kg	9100 lbs
15.9 m	52' 2"	3500 kg	7700 lbs
18.1 m	59' 5"	3050 kg	6700 lbs
20.3 m	66' 7"	2700 kg	6000 lbs
22.6 m*	74' 2"	1900 kg	4200 lbs
24.9 m*	81' 8"	1200 kg	2650 lbs

POSSIBLE USES



E PJ170E JV1 DPS PLUS

F PJ125E JV1 DPS PLUS

# E PJ170E JV1 DPS PLUS

## LOADER CRANE PK 78002 SH

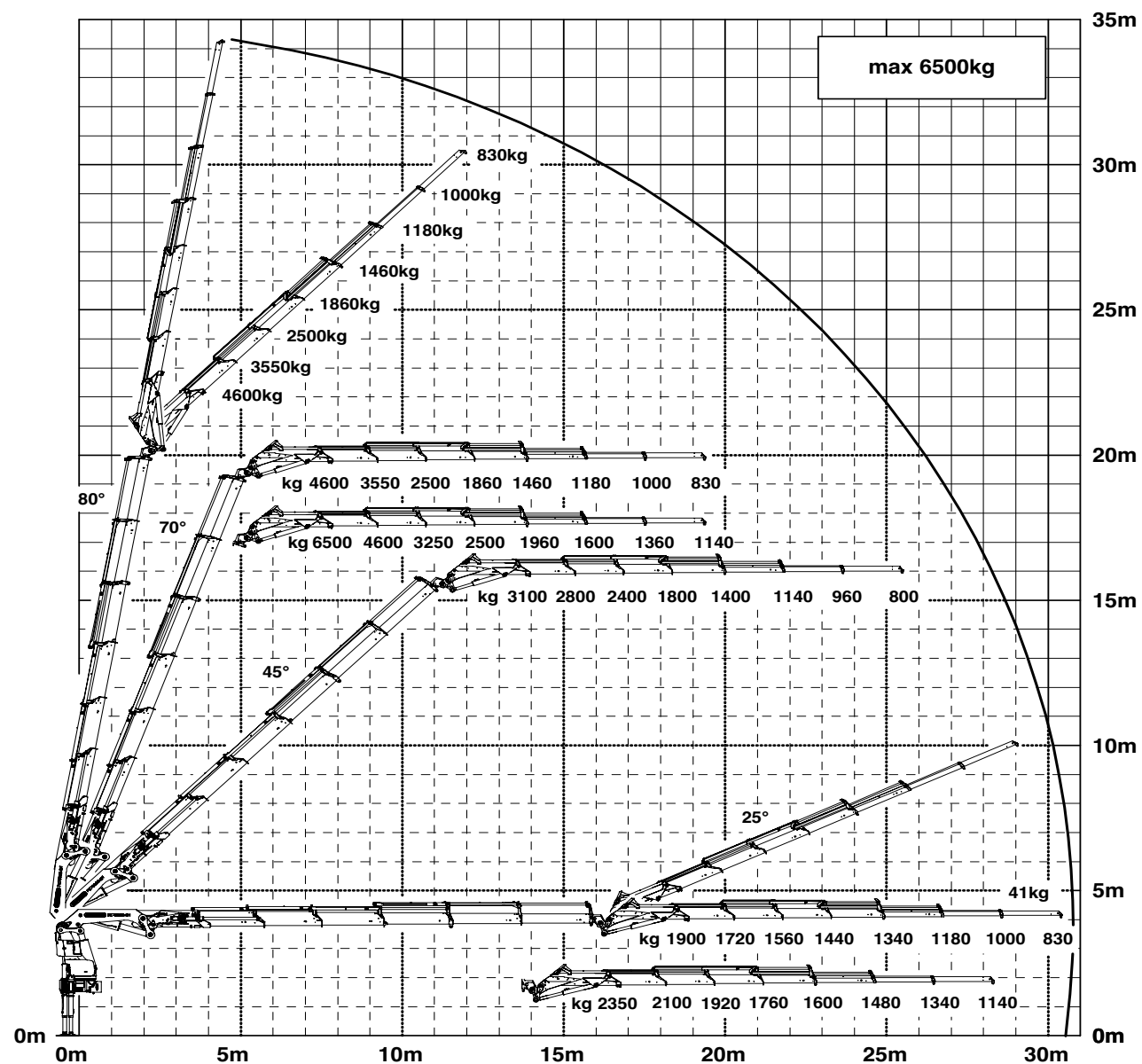
HOME

OVERVIEW

SPECIAL FEATURES

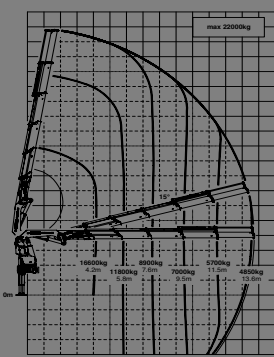
VIDEO

ABOUT US

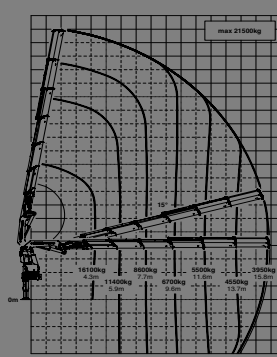


POSSIBLE USES

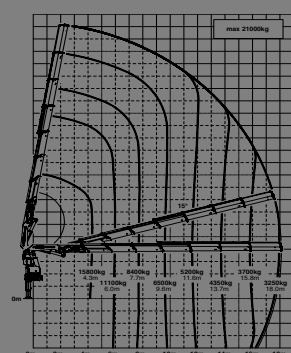
D



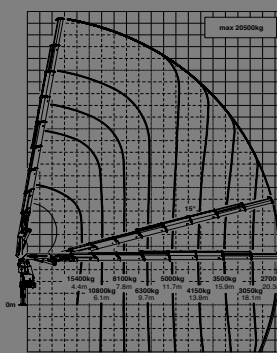
E



F

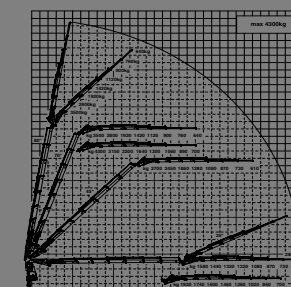
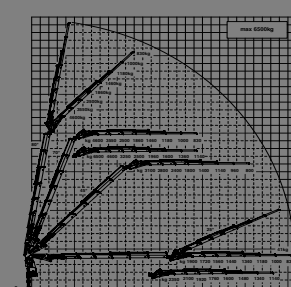


G



E PJ170E JV1 DPS PLUS

F PJ125E JV1 DPS PLUS





# F PJ125E JV1 DPS PLUS

## LOADER CRANE PK 78002 SH

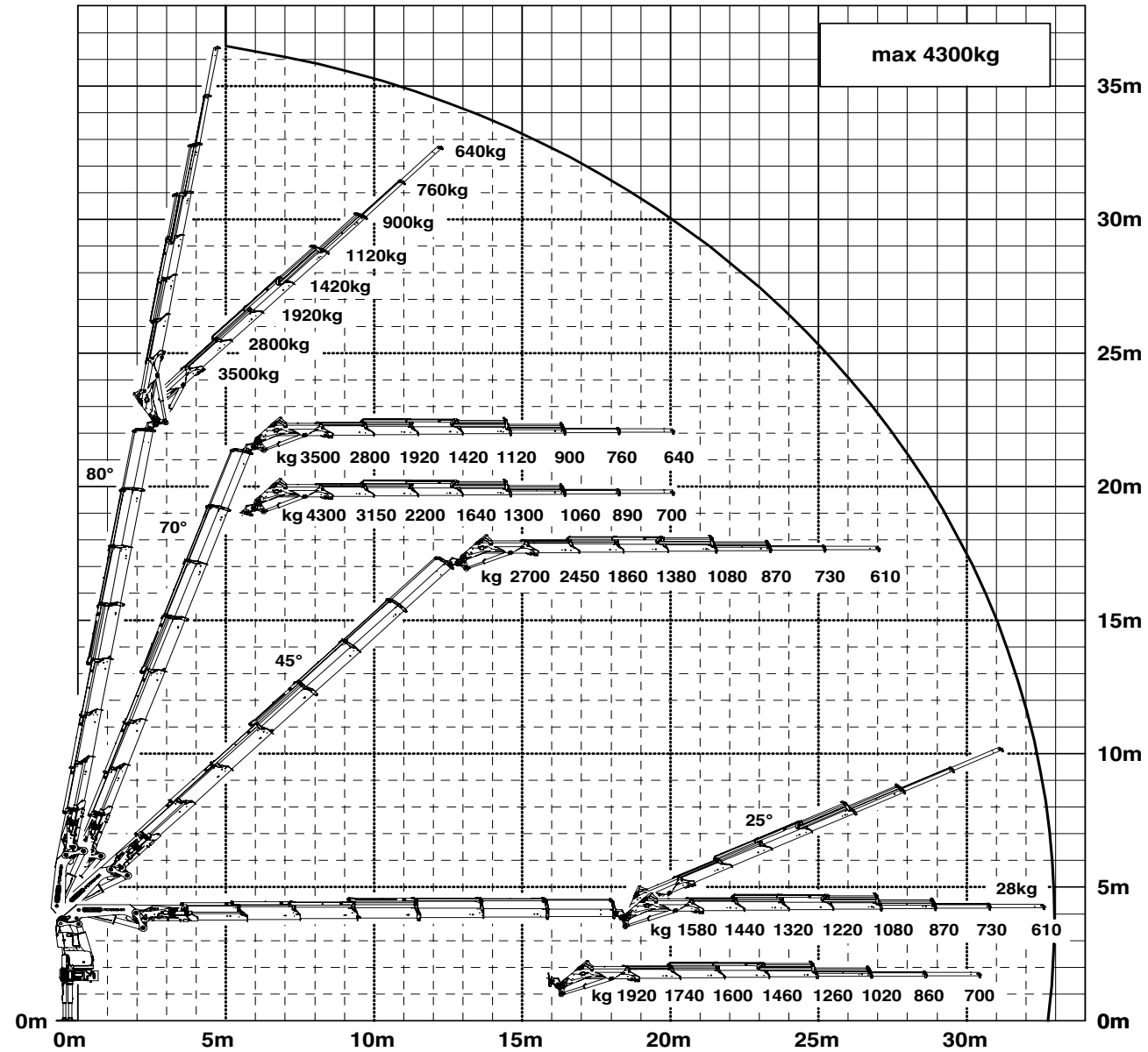
HOME

OVERVIEW

SPECIAL FEATURES

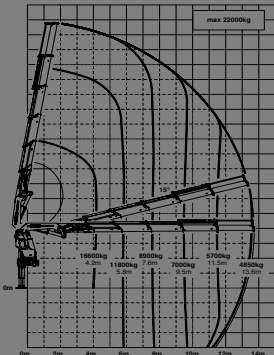
VIDEO

ABOUT US

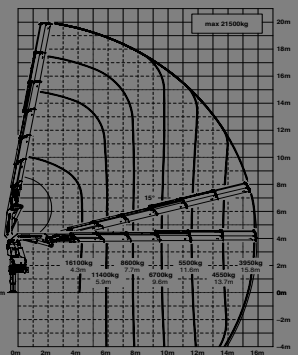


POSSIBLE USES

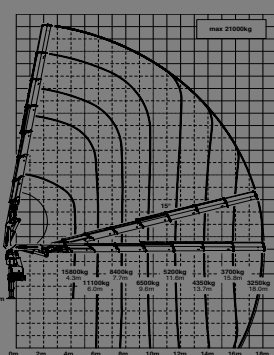
D



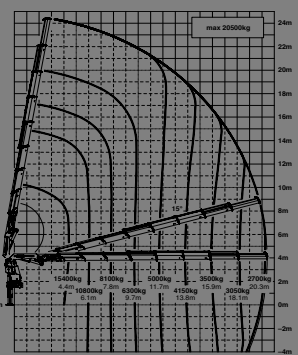
E



F

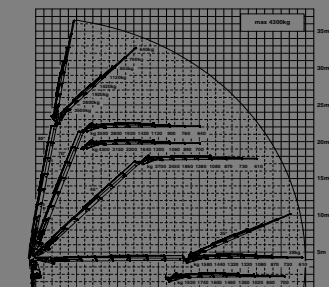
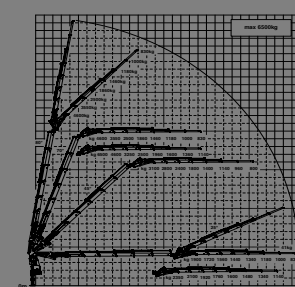


G



E PJ170E JV1 DPS PLUS

F PJ125E JV1 DPS PLUS



# LOADER CRANE

## PK 78002 SH

OVERVIEW



POSSIBLE USES



# LOADER CRANE PK 78002 SH

## OVERVIEW



## POSSIBLE USES



# LOADER CRANE PK 78002 SH

OVERVIEW

POSSIBLE USES





# LOADER CRANE PK 78002 SH

OVERVIEW

POSSIBLE USES



# LOADER CRANE PK 78002 SH

OVERVIEW

POSSIBLE USES





# LOADER CRANE PK 78002 SH

## SPECIAL FEATURES



<b>KTL</b> protected	<b>Paltronic 150</b> controlled	<b>RRC</b> Radio Remote Control operated	<b>HPSC</b> High Performance Stability Control monitored	<b>AOS</b> Active Oscillation Suppression inside	<b>DPS plus</b> Dual Power System activated
-------------------------	------------------------------------	--	--	--	---

# LOADER CRANE PK 78002 SH

LOW-MAINTENANCE EXTENSION SYSTEM

S-HPLS

## LOW-MAINTENANCE EXTENSION SYSTEM

### Reduces service time

With sliding elements made of synthetic material and the high-quality KTL coating, this boom system significantly simplifies service performed by the operator. This saves time and money – and protects the environment.

HOME

OVERVIEW

**SPECIAL FEATURES**

VIDEO

ABOUT US



# LOADER CRANE PK 78002 SH

LOW-MAINTENANCE EXTENSION SYSTEM

S-HPLS

## POWER LINK PLUS

### High variety of uses

With the 15-degree reverse linkage system, you can reach through low door openings and also work inside buildings. Heavy crane work – even in difficult conditions.

HOME

OVERVIEW

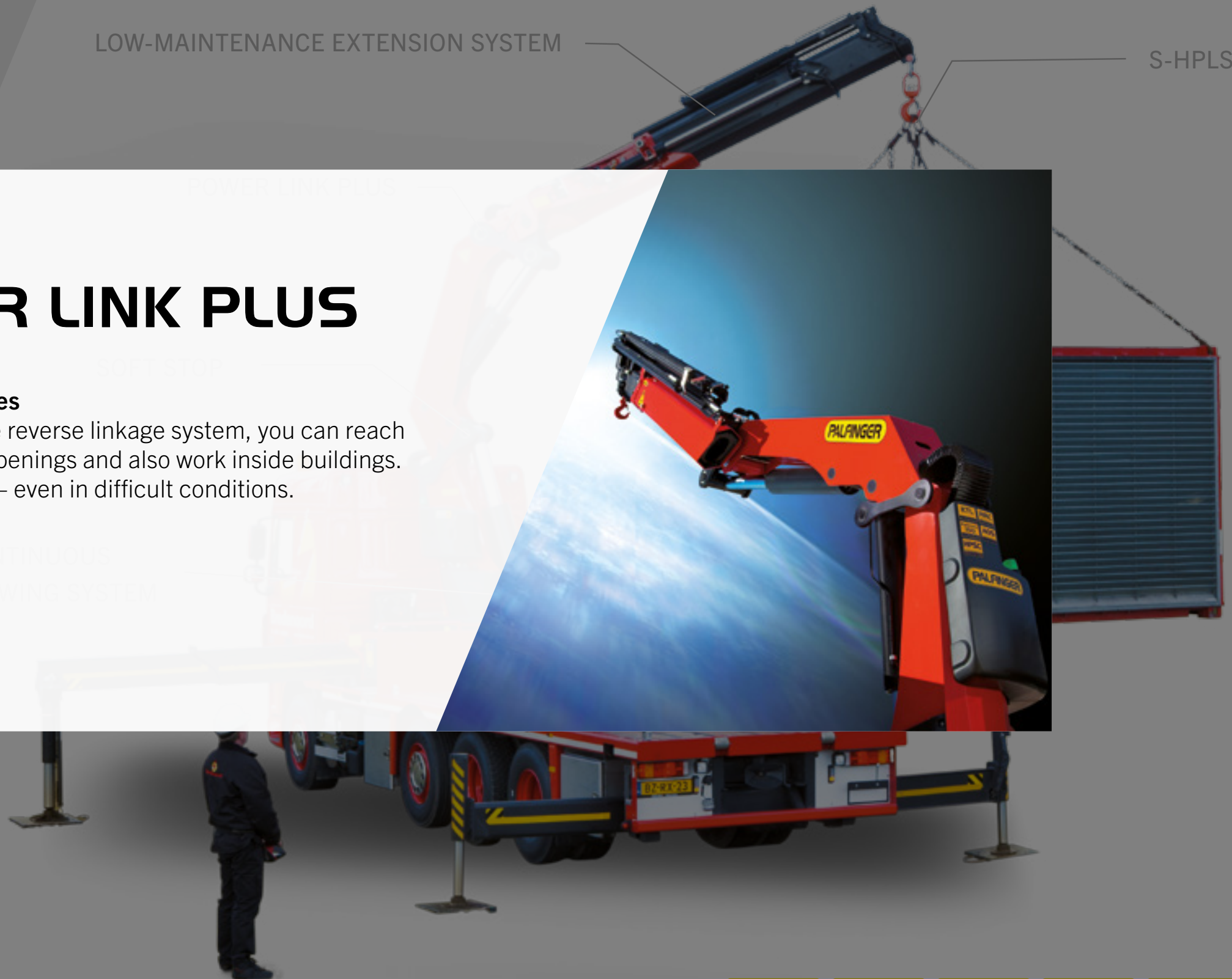
**SPECIAL FEATURES**

VIDEO

ABOUT US

CONTINUOUS  
SLEWING SYSTEM

POWER LINK PLUS



# LOADER CRANE PK 78002 SH

HOME

OVERVIEW

**SPECIAL FEATURES**

VIDEO

ABOUT US

LOW-MAINTENANCE EXTENSION SYSTEM

S-HPLS

## CONTINUOUS SLEWING SYSTEM

### Unrestricted movement

More efficient in operation due to faster loading cycles, since the crane can be slewed over a shorter distance. The crane works more efficiently and faster.

SLEWING SYSTEM



# LOADER CRANE PK 78002 SH

LOW-MAINTENANCE EXTENSION SYSTEM

S-HPLS

## SOFT STOP FUNCTION

### More comfort and safety

The Soft Stop function is an electronic limit position damper. It causes gentle braking of all crane movements before the limit position is reached. Hence, jerky movements and load impacts can be avoided. The crane can be operated more gently and precisely.



HOME

OVERVIEW

**SPECIAL FEATURES**

VIDEO

ABOUT US

**KTL**  
protected

**Paltronic  
150**  
controlled

**RRC**  
Radio Remote Control  
operated

**HPSC**  
High Performance Stability Control  
monitored

**AOS**  
Active Oscillation Suppression  
inside

**DPS  
plus**  
Dual Power System  
activated

# LOADER CRANE PK 78002 SH

HOME

OVERVIEW

**SPECIAL FEATURES**

VIDEO

ABOUT US

LOW-MAINTENANCE EXTENSION SYSTEM

S-HPLS

## S-HPLS

### More lifting power when it is really needed

S-HPLS is one of the most important functions of the PALTRONIC 150. It is a fully automatic system for increasing the lifting power. Depending on the need, there is continuous adaptation of the lifting power and speed of the crane.





# LOADER CRANE PK 78002 SH

ABOUT US

# LIFETIME EXCELLENCE

Palfinger loader cranes are convincing due to their superior life-cycle performance. They are the most economical and also the most reliable over the entire product life. From solution finding to resale.

- **Better solutions**
- **Better efficiency**
- **Better ergonomics**
- **Higher availability**
- **More reliability**
- **Better ecology**
- **Higher serviceability**
- **Higher value retention**

